

**2 Way High Power Broadband Combiner N Connectors From 800 MHz to 2.5 GHz Rated at 600 Watts**

MPP8002K5600-2 is a 2 way High Power Broadband RF Combiner with a max input power at 600 watts operating from 800 to 2500 MHz with 50 ohm N connectors. The MPP8002K5600-2 has greater than 7.5 dB typical isolation, less than 0.60 dB typical low insertion loss and a MAX VSWR of 1.30:1; along with a phase balance of ±5 degrees and an amplitude balance of ±0.2 dB. The RF Combiner operates in a temperature range from -55°C to +85°C, with a foot print of 4.50"x3"x1.15".

**Configuration**

|                              |                |
|------------------------------|----------------|
| Input Connectors             | N Female       |
| Output Connector             | N Female       |
| Frequency Range              | 0.8 to 2.5 GHz |
| Design                       | Reactive       |
| Number of Input Ports        | 2              |
| Housing Material and Plating | Aluminum Alloy |

**Electrical Specifications\***

| Description     | Min | Typ  | Max   | Units   |
|-----------------|-----|------|-------|---------|
| Frequency Range | 0.8 |      | 2.5   | GHz     |
| Impedance       |     | 50   |       | Ohms    |
| Insertion Loss  |     |      | 0.6   | dB      |
| Input Power     |     |      | 600   | Watts   |
| Output VSWR     |     |      | 1.3:1 |         |
| Isolation       | 7.5 |      |       | dB      |
| Phase Balance   |     | ± 5  |       | Degrees |
| Flatness        |     | ±0.2 |       | dB      |

\* Values at 25°C, sea level

**Mechanical Specifications**

|                    |                    |
|--------------------|--------------------|
| <b>Temperature</b> |                    |
| Operating Range    | -55 to +85 deg C   |
| <b>Size</b>        |                    |
| Length             | 4.5 in [114.3 mm]  |
| Width              | 3 in [76.2 mm]     |
| Height             | 1.15 in [29.21 mm] |

**Connectors**

| Description        | Input Connector | Output Connector |
|--------------------|-----------------|------------------|
| Connector Material | Brass, Nickel   | Brass, Nickel    |

**Compliance Certifications** (visit [www.FairviewMicrowave.com](http://www.FairviewMicrowave.com) for current document)

|                |     |
|----------------|-----|
| RoHS Compliant | Yes |
|----------------|-----|

**Plotted and Other Data**

- Notes:
- Values at 25 °C, sea level



**Features:**

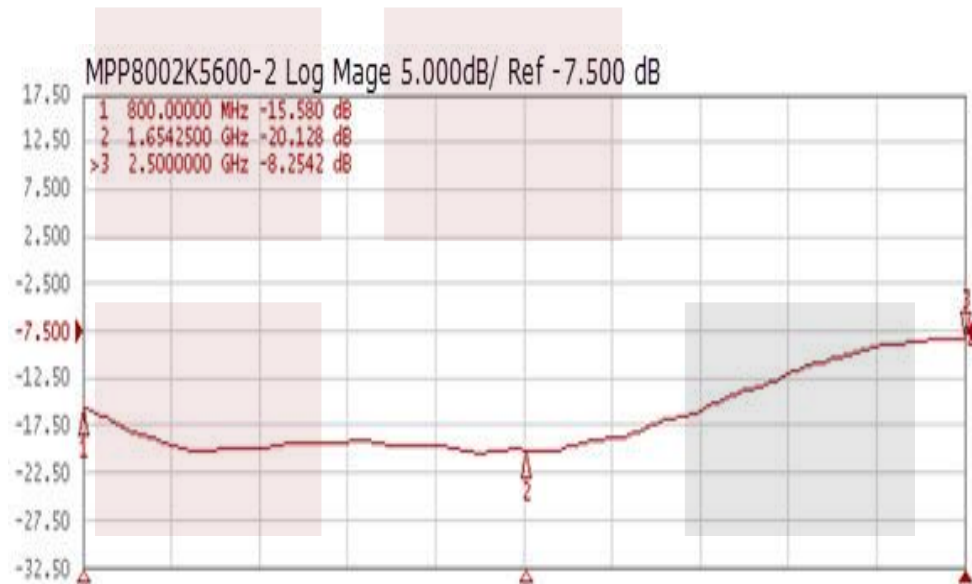
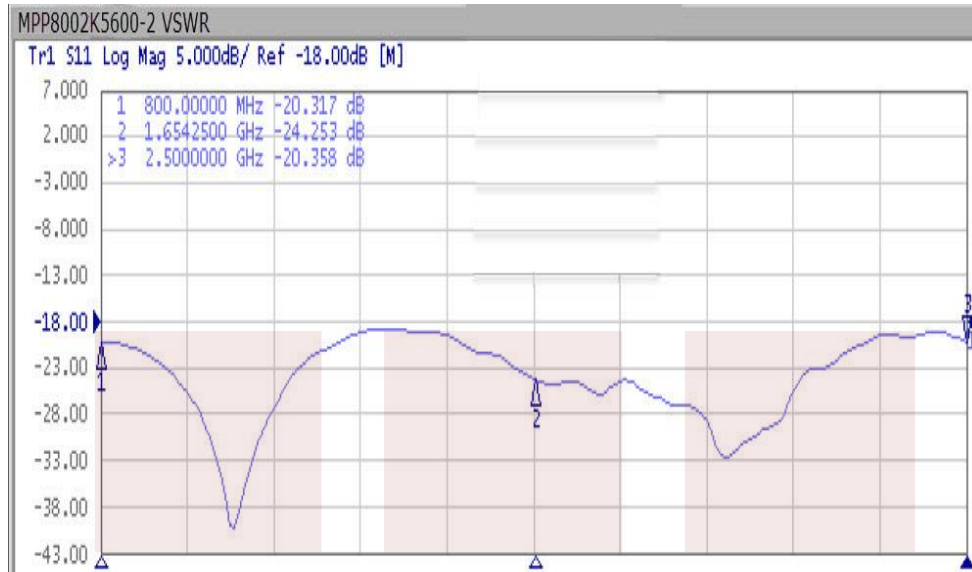
- 800 to 2500 MHz Frequency
- 600 watt max power
- Insertion Loss: < 0.60 dB
- Phase Balance: ±5 degrees
- Amplitude Balance: ±0.20 dB
- Isolation: >7.5 dB
- High Power Handling Capability

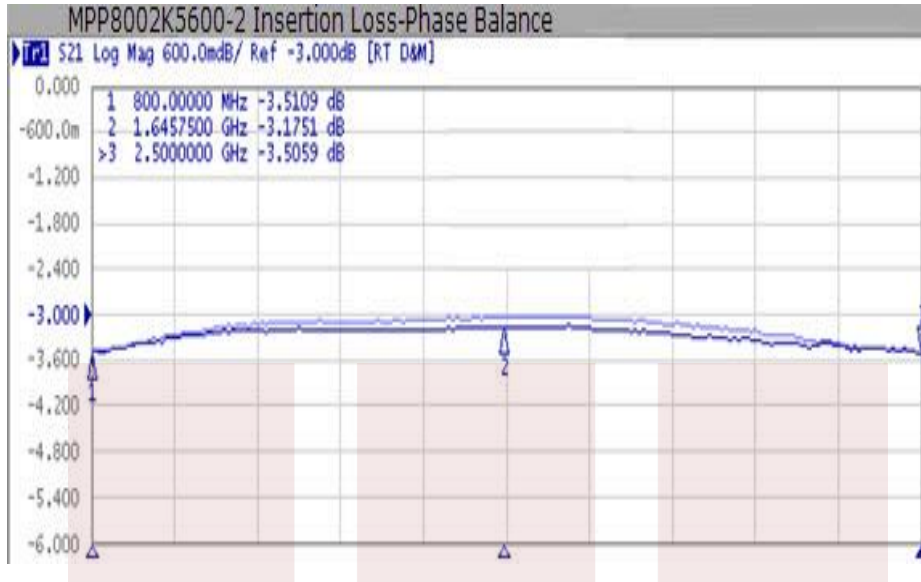
**Applications:**

- Communications Systems
- Power Combining
- PCS,GSM,LTE, Cellular
- UMTS
- Amplifier Systems
- Amplifier Power Combining
- Wireless Infrastructures
- Defence Applications

Fairview Microwave  
1130 Junction Dr. #100  
Allen, TX 75013  
Tel: 1-800-715-4396 / (972) 649-6678  
Fax: (972) 649-6689  
[www.fairviewmicrowave.com](http://www.fairviewmicrowave.com)  
[sales@fairviewmicrowave.com](mailto:sales@fairviewmicrowave.com)

**Typical Performance Data**






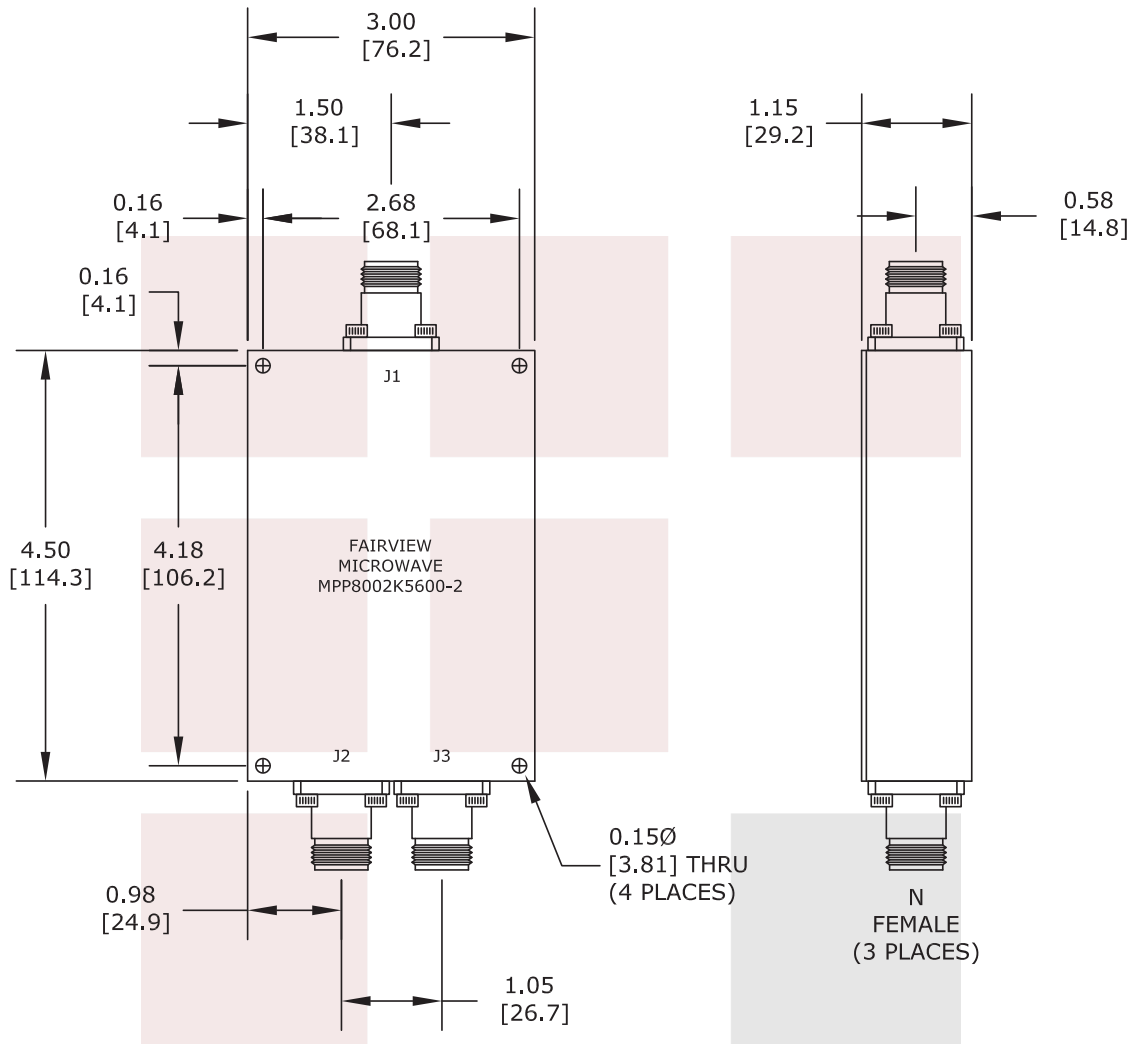
2 Way High Power Broadband Combiner N Connectors From 800 MHz to 2.5 GHz Rated at 600 Watts from Fairview Microwave is in-stock and available to ship same-day. All of our RF/microwave products are available off-the-shelf from our ISO 9001:2008 certified facilities in Allen, Texas. Fairview Microwave is RF on-demand.

For additional information on this product, please click the following link: [2 Way High Power Broadband Combiner N Connectors From 800 MHz to 2.5 GHz Rated at 600 Watts MPP8002K5600-2](#)

URL: <http://www.fairviewmicrowave.com/2-way-power-combiner-n-broadband-2.5-ghz-600-watts-mpp8002k5600-2-p.aspx>

The information contained in this document is accurate to the best of our knowledge and representative of the part described herein. It may be necessary to make modifications to the part and/or the documentation of the part, in order to implement improvements. Fairview Microwave reserves the right to make such changes as required. Unless otherwise stated, all specifications are nominal. Fairview Microwave does not make any representation or warranty regarding the suitability of the part described herein for any particular purpose, and Fairview Microwave does not assume any liability arising out of the use of any part or documentation.





|   |        |   |       |                    |             |
|---|--------|---|-------|--------------------|-------------|
| <b>FAIRVIEW MICROWAVE INC.</b><br>ALLEN, TX 75013 WWW.FAIRVIEWMICROWAVE.COM                             |        | NOTES:<br>1. UNLESS OTHERWISE SPECIFIED ALL DIMENSIONS ARE NOMINAL.<br>2. ALL SPECIFICATIONS ARE SUBJECT TO CHANGE WITHOUT NOTICE AT ANY TIME.<br>3. DIMENSIONS ARE IN INCHES [mm]. |       |                    |             |
| TITLE<br>2 Way High Power Broadband Combiner N Connectors<br>From 800 MHz to 2.5 GHz Rated at 600 Watts |        | DWG NO<br>MPP8002K5600-2  |       | CAGE CODE<br>3FKR5 |             |
| CAD FILE  | 091914 | SHEET   | SCALE | N/A                | SIZE A 2233 |